

YOUR GROUP'S



ADVENTURE

to Experience

REID RANCH RESORT

VACATION GUIDE



REID RANCH RESORT

1-800-468-3274

Table of Contents

Reid Ranch Experience Made Simple

To ensure the best Reid Ranch Resort experience, here are some tips, information, and travel planning essentials you need to know to make everything go as perfectly as possible!

• Resort Information	2
• Pre-arrival Tips	4
• Getting Here	6
• Perfect Planning	8
• Activities	10
• What to Pack	13
• Additional Information	15



Official Brand

LOOKING FORWARD

LOOKING FORWARD TO YOUR STAY

Thank you for choosing Reid Ranch Resort for your summer vacation! On your unforgettable western adventure, you'll experience amazing activities, delicious food, and memories to last a lifetime. In this handy booklet, important information is provided for your upcoming trip.

Your Reservation at a Glance:

Where:

Arrival:

Departure:

Contact Customer Service: 1-800-468-3274
or 801-486-5083

Need to reach a guest at the Ranch?
Call 435-848-5776



RESORT INFORMATION



Aspens quaking, deer grazing, stars glowing—welcome to the Ranch. Your vacation is packed with boot-kicking fun for your entire group!



Lodging

The Red Creek Lodge sleeps 41 guests, the Tabby Mountain Lodge sleeps 114, and the Bunkhouse sleeps 54 guests. The Aspen Ridge Villa is available for family groups and sleeps 18. If needed, cots are available for extra guests.

Look under Accommodations for photos and layouts at www.reidranch.com.

Camping

Reid Ranch has large camping areas for Tent City and individual tents. Bathrooms with flushed toilets and showers are nearby.



Dining

Food is served for all guests in the Swingin' ME Dining Hall located next to the Bunkhouse.

Activities

All activities are available to guests. Enjoy horseback riding, mountain biking, and lakefront activities such as paddle-boating, canoeing, and kayaking. Participate in all types of sporting activities on our sport's court, soccer/softball field, and sand volleyball court. Other activities include archery, 9 square game, miniature golf, a lower ropes course, a putting green, swimming pools, horseshoes, ping-pong, and foosball. The Conference Center, which holds up to 300 people, can be reserved at the Trading Post for evening gatherings, dances, and/or to use the media center and projector.



PRE-ARRIVAL TIPS



Ready for the most exciting western adventure ever? Good! Before the fun begins, let's go over some helpful information you should know before you arrive.

PRE-ARRIVAL TIPS

Check-Off List

Review the checklist on page 5, and mark each item as it is completed to make everything more convenient for your group.

Perfect Planning & Activities

As the leader of your group, please read the *Perfect Planning* and *Activities* sections (pages 8-12) and share this information with your group. These sections will inform you of details concerning the venues, accommodations, incidentals, and activities.

Maps/Arrival and Departure Times

Study the maps on pages 6-7. **If using your phone GPS, follow the directions toward Fruitland and not toward Oakley or Currant Creek.** Please see page 7 for arrival and departure details.

Phone Numbers/Wi-Fi

Communication services at the Ranch are limited. See page 15 for information about phone numbers and Wi-Fi.

ONLINE FORMS

Complete Prior To Arrival

Dietary Form

Go online to www.reid ranch.com/dietary.html and fill out the Dietary Form for group members who have special dietary needs. Submit it online **TWO WEEKS before your visit**. Dietary needs will not be accommodated if submission is late.

If guests need to know specific ingredients in the food, we suggest they bring their own food to supplement their needs. Our kitchen staff can store their food in the kitchen and guests can use the microwave.

Guest Roster

You will find the Guest Roster on www.reid ranch.com/roster.html. List all the guests attending with your group, including those staying full time, part-time, and any visiting for a day. This form needs to be filled out and submitted no later than **TWO WEEKS before arrival**.

Waiver of Claims

Each group leader will receive a link to our online Waiver of Claims Form at least 30 days before arrival. They need to disseminate this to each group member. The email will come from SmartWaiver.



Pre-arrival Checklist

- ☐ Pay in full all expenses 30 days prior to arrival. You will then receive your rotation schedule packet with time slots for main activities.
- ☐ Read through the Reid Ranch Resort Guest Booklet and this Vacation Guide. Encourage your group members to read these booklets as well. They can be found online at www.reidranch.com.
- ☐ Submit Dietary Form (TWO weeks prior).
- ☐ Submit Group Roster (TWO weeks prior).
- ☐ Disseminate the link to the Waiver of Claims form to group members. Check to make sure each group member submits it online before arrival.
- ☐ Bring own medical personnel and first aid supplies (see page 16).
- ☐ Alert guests to travel to our location in high clearance vehicles, if possible.
- ☐ Have map to Reid Ranch easily accessible for all group vehicles.
- ☐ Keep a look out for the turn off in Fruitland across the street from the Sinclair gas station. It is important that all group members have **printed driving directions** as there is limited cell phone service after Heber City.

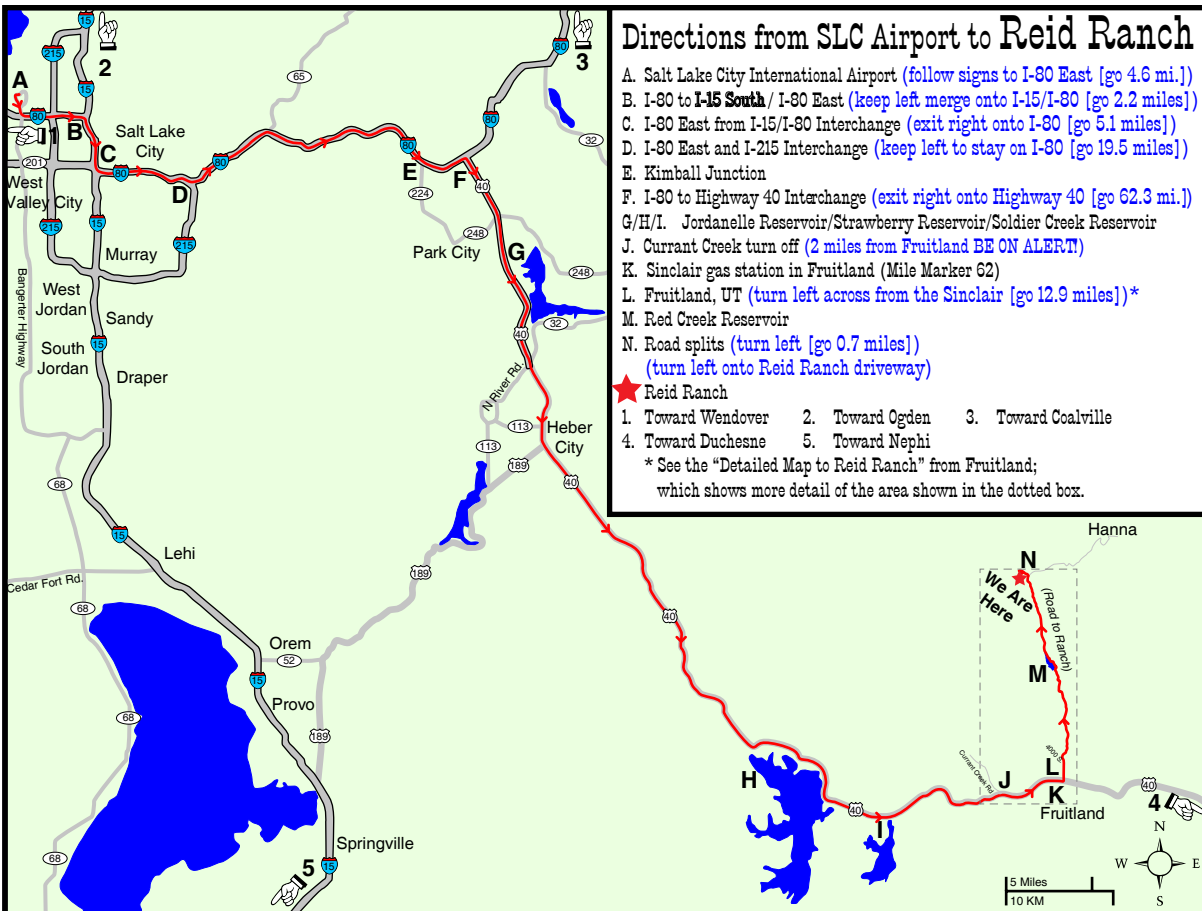


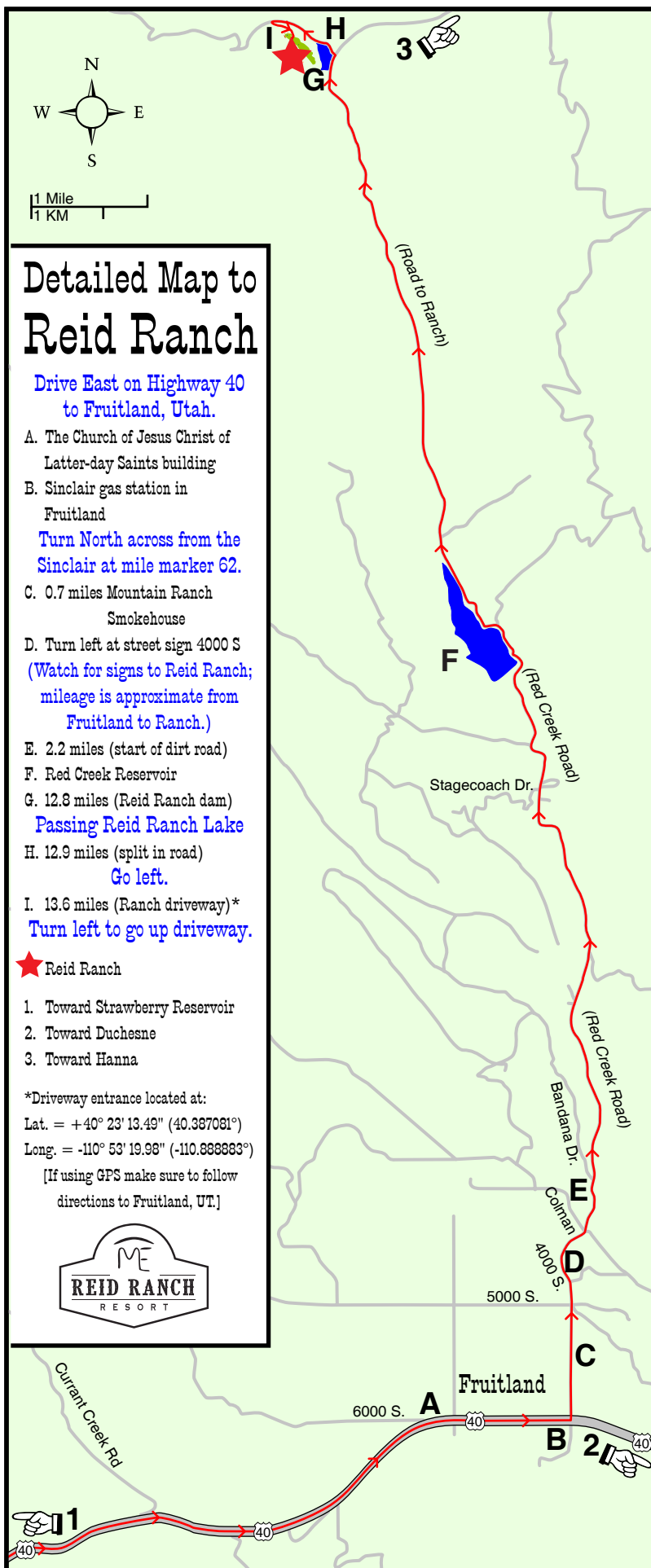
GETTING HERE



We make it pretty simple by following our maps.

GETTING HERE





Arrival and Departure Times

Arrival Day:

Lodging Guests –

Arrival & Orientation*: 11:30 a.m.

Lunch is served.

Check-in (at the latest): 1:30 p.m.

Camping Guests –

Arrival & Check-in: 11:00 a.m.

Orientation*: 11:30 a.m.

Lunch is served.

Departure Day:

Lodging and Camping Guests –


Check-out & walk-through: 10:30 a.m.

Depart: 10:45 a.m.

A walk-through of rooms/camping area with staff is required prior to departure. Any damage to ranch property incurred by your group will be charged to the credit card on file.

* Orientation will occur once all group members have arrived.

GETTING HERE



PERFECT PLANNING



Swingin' ME Dining Hall

Breakfast 8:00-9:00 a.m.
Lunch 12:00-1:00 p.m.
Dinner 6:00-7:00 p.m.

* Subject to change; you will be notified in your rotation schedule.



Pictures

You are going to be famous! The Staff takes a photo of every reserved group, which is placed on our Wall of Fame in the Dining Hall. Pictures are available for purchase.

Swimming Pools

Open 9:00 a.m. - 9:00 p.m.

Please follow the rules posted on each gate as you enter the pool areas. No lifeguards on duty. Groups are assigned times on their schedules.

Conference Center

Guests may enjoy activities such as foosball and ping-pong. Reserve time slots on a first come, first served basis at Trading Post for evening gatherings. Media center and projector available.

Housekeeping

Room attendants take out trash and replace used towels while guests are at breakfast.

If furniture needs to be moved, please notify a staff member to assist. **MOVING BEDS OR REMOVING MATTRESSES OFF BEDS IS NOT PERMITTED.** Cots are available if needed.

Please refrain from hanging wet clothing or towels on the inside wooden banisters or furniture. Bath soap, shampoo, and hair dryers are provided.

Washers and dryers are available with the assistance of housekeeping staff. Small fee applies.

On departure days, a staff member must walk through guest rooms and lodging areas with a group leader prior to departure.

Camping/Tent City

Camping/Tent City guests are assigned a campsite upon arrival. Bathrooms with flushed toilets and showers are nearby. On departure day, groups need to ensure camping areas are left clean. Brooms and dust pans can be provided to those in Tent City to sweep out their tents.



INCIDENTALS

Be sure to bring money for snacks, souvenirs, and the Evening Horseback Excursion!

Trading Post

- Hours: 8:30-11:30 a.m., 12:45-5:30 p.m., and after dinner from 6:30-7:30 p.m.*
- View schedules for designated activities, including horseback riding, lake activities, and mountain biking.
- Check-out sports equipment.
- Mountain Bike Trail Tours start nearby.
- Snack items available for purchase.

Souvenir Shop

- Hours: 8:30-11:30 a.m., 12:45-5:30 p.m., and after dinner from 6:30-7:30 p.m.*
- Guests may purchase souvenirs, toiletries, cold drinks, treats, and group photos.
- Sign-up and pay for the Evening Horseback Excursion.

Snack House

- Hours: 8:30-11:30 a.m., 12:45-5:30 p.m., and after dinner from 6:30-7:30 p.m.*
- Purchase churros, pretzels, shaved ice, slushies, soft ice cream and floats, and cookies.
- Enjoy your favorite flavored soda drinks.

Payment Options

Reid Ranch accepts cash and debit/credit cards: VISA, MasterCard, American Express, and Discover Card.

* Approximate times



ACTIVITIES



“The staff were the best we have ever had anywhere we have been.
Thank you for the fun activities and for having everything planned and prepared.”
— Jen Goodman

ACTIVITIES



Horseback Riding

Horseback riding time slots are located on your group's rotation schedule. Helmets and vests are required and provided by staff.

Evening Horseback Excursion

Ever wanted to take a horseback ride during sunset? Reserve your spot at the Souvenir Shop.* Learn more at www.reid ranch.com/excursion.html. Must be 12 years or older.

* Fee applies

Lake Activities

Hot summer days should be spent at a lake! Our private reservoir provides a refreshing atmosphere to admire the mountain scenery. Lakefront activity time slots are located on your group's rotation schedule.

Mountain Bike Trail Tours

Each group will be given time slots for mountain biking. Guests will begin their tour near the Trading Post where they will decide which trail level (beginner, intermediate, advanced) to embark on. Sixteen guests are allowed to go per tour. A guide will lead the riders along the trail. Helmets are required and provided by staff.

Soccer Field/Sand Volleyball/Sports Court

Time slots for these sporting venues will be posted on your group's rotation schedule. All sports equipment can be checked out at the Trading Post.

Horseback Riding

Trail rides are scheduled every 40 minutes and each is a **20-25 minute** journey through spectacular forest trails. Ride times are from **9:00 a.m. – 11:40 a.m.** and **1:10 p.m. – 5:50 p.m.** Please see your assigned time-slots on your rotation schedule.

TRAIL RIDE TIPS

- Location: Black Shadow Corral
- Check-in at the barn 10 minutes before your scheduled ride
- No double riding
- Maximum weight is 250 lbs
- Minimum age is 10 years for trail rides
- Helmets and vests must be worn by all riders
- Cancellation of trail rides may occur due to inclement weather

DO's

- Attend the brief orientation conducted by the wranglers before getting on the horses
- Wear closed-toed shoes and long pants
- Hold onto reins at all times
- Stay in a single file line
- Be prepared for the unexpected
- Helmets and vests required (provided)

DONT's

- Ride to the back of another horse
- Bring backpacks, purses, or large items on ride
- Panic or yell
- Wear open-toed or heeled shoes, and shorts
- Mount or dismount unless assisted by a wrangler
- Run or trot the horses

For Riders Ages 3-9

Young riders have the opportunity to be led around on a horse at the barn area. Rides are open from 9:00-10:30 a.m. and 1:10-2:30 p.m. Helmets and vests are required. Staff members lead the horses.

Plan for a 10-minute walk from the lodging/camping areas.

The Lake

Lakefront activities are scheduled for about an hour. Boating times are from **9:00 a.m.–11:45 a.m.** and **1:10 p.m.–6:00 p.m.** Please see your assigned time-slots on your rotation schedule.

LAKE ACTIVITY TIPS

- Location: Reid Ranch Lake
- Minimum age is 2 years old. Must be able to fit in a life jacket
- Boats hold 2-adults, 2-children. No children under 12 without an adult
- Cancellation of activities may occur due to inclement weather

Plan for a 15-minute walk from the lodging/camping areas.

DO's

- Boaters are required to wear life jackets (provided) at all times while on or in the water, and on the dock
- Attend the brief orientation given by the staff member before embarking on your voyage
- Individuals may swim in the lake
- Fishing is permitted. Must have a Utah fishing license (catch & release)

DONT's

- Bump the boats
- Race the paddle boats
- Stand up in boats
- Jump from boat to boat





Miniature Golf

Each group is given times to play miniature golf. Please meet at the Golf Shack at your group's assigned time to receive putters, golf balls, and score cards.

9-Hole Putting Green

The putting green has rough, faux water, and faux sand traps to navigate around. Your group will be assigned time for this activity.

Archery/Lower Ropes Course/9 Square Game

Each group will be given time slots to use the archery range, the lower ropes course, and the 9 square game. Please check out equipment at the Trading Post.

Hikes

Guests can enjoy hiking trails on and off Ranch property and are welcome to hike them any time of the day. Please ask a staff member where they are located.

Campfires

Times and locations for the campfires are assigned on the group rotation schedule. A set amount of firewood is provided by the Ranch. Extra wood is available for purchase. Groups light their own fire during their scheduled time (matches provided). Buckets of water will be at the Trading Post for guests to douse the fire when finished for the evening.



WHAT TO PACK



Grab your suitcase and head on out!

ITEMS FOR ALL GUESTS

- ☐ Casual wear (shorts, long pants, t-shirts, sun dresses, etc.)
- ☐ Shoes (sandals, sneakers, and closed-toed shoes for riding and hiking)
- ☐ Hat
- ☐ Jacket & raincoat
- ☐ Swim wear (swimsuits and beach towels)
- ☐ Toiletries
- ☐ Money for souvenirs and snacks
- ☐ Insect repellent (for use at the lake)
- ☐ Sunscreen
- ☐ Reusable water bottle
- ☐ Camera
- ☐ Any medications



FOR CAMPING GUESTS

- ☐ Tent (not needed for Tent City guests)
- ☐ Sleeping bag
- ☐ Sleeping pad or air mattress
- ☐ Pillow
- ☐ Flashlight / lantern
- ☐ Extra blanket/jacket (nights can be cold)
- ☐ Camping chair
- ☐ Hair dryer (if wanted)
- ☐ Shade canopies (for leaders to bring)
- ☐ Brooms to sweep out tents

Temperature/Weather

Average temperature is between 72° to 89° F. The evening can be cooler because of the high elevation of 8,000 feet.

Due to inclement mountain weather, activities and campfires may be canceled. Campfires may also be canceled because of extremely dry conditions.



WHAT NOT TO PACK

To ensure the safety and comfortability of all guests, we ask your group to abide by the following rules.

DO NOT BRING:

- Firearms and/or ammunition
- ATVs and motorcycles
- Knives bigger than a pocket knife
- Swords, daggers, and similar weapons
- Water balloons (harms wildlife)
- Silly String
- Fireworks
- Pets

Tent City Guests do not bring:

- Cots (can damage tents)

Visitors of Reid Ranch guests are not permitted on property without prior notification.

Additional Information



Orientation

All groups participate in an orientation facilitated by a staff member who introduces them to Ranch rules, safety procedures, and activity locations. Wristbands are passed out during this time to all who have completed the online Waiver of Claims Form.

Safety

Reid Ranch has a secure gate which allows only reserved guests to enter. The gate code is given to each group leader at their orientation.

Smoking/Non-Smoking/Alcohol Policy

Smoking is not allowed inside any building. Please ask a staff member where the designated smoking area is located.

NO ALCOHOL is allowed on property.

Wi-Fi

Wireless internet is available for business or personal use in various areas around the

Ranch. Please be aware that our internet is limited because of our remote location. Downloading and/or uploading photos and videos may not be possible.

Resort Contact Information

Guests can use the phone services in the Swingin' ME Dining Hall, Trading Post, and most lodges. **There is no cell service in our area.**

Reid Ranch Phone Numbers:

- (801) 486-5083 - SLC Office
- 1-800-468-3274 - SLC Office
- (435) 848-5776 - Reid Ranch (summer use only)

Quiet Time

We request that all groups abide by our quiet time that begins at 11:00 p.m. in lodges and camping areas.



MEDICAL MATTERS AND EMERGENCIES

Reid Ranch Resort does not provide professional medical services. Each group ***must*** bring their own first aid supplies and personnel knowledgeable to offer this service.

Call 911 for an emergency.

There is an IHC Hospital in Heber City, 58 miles from the Ranch, for non-emergency assistance.

EMAILS AND TEXTING

Reid Ranch Resort emails invoices and rotation schedules from a Xerox copier. The waiver forms are emailed by SmartWaiver. Emails may also be sent with notices and reminders.

If you would like to receive notices and reminders via text, please opt-in to our texting service at www.reidranch.com/contact.html.

THANK YOU

We are excited for you to join us on this *Adventure to Experience*. We hope this Vacation Guide will ensure a relaxing and enjoyable trip.

See you at the Ranch!



SOCIAL MEDIA

Check us out on Facebook and Instagram.



www.facebook.com/reidranchadventure



www.instagram.com/reid_ranch/

